





Burlington II


Starting at \$699,000

Chatham Park

2 Elevations Available

 3 bd

 2.5 ba

 2,691 sqft



Elevation

1st Floor



2nd Floor

